

ISSN - 2278 - 8158
AN INTERNATIONAL MULTIDISCIPLINARY
HALF-YEARLY RESEARCH - JOURNAL

ROYAL

Volume VI


Issue - I

Part - I

June - Nov. 2017

Peer Reviewed Referred
and UGC Listed Journal

(Journal No. 47037)



ज्ञान-विज्ञान विमुक्तये

IMPACT FACTOR / INDEXING

2016 - 4.42

www.sjifactor.com

❖ **EDITOR** ❖

Assit. Prof. Vinay Shankarrao Hatole

M.Sc (Math's), M.B.A. (Mkt), M.B.A (H.R),
M.Drama (Acting), M.Drama (Prod & Dir), M.Ed.

❖ **PUBLISHED BY** ❖



Ajanta Prakashan

Aurangabad. (M.S.)

The editorial board and advisory body of the Editor-in-Chief of '**Royal**' it does not have to be acceptable. According to the author's opinion published in this magazine, it has its own personal opinions. Also The author will be responsible for the research.

This magazine owner, printer, publisher Vinay S. Hatole has done the work of Ajanta Computer and Printers, Jaisingpura, University Gate Aurangabad, Printed and Published at Aurangabad.

Printed by

Ajanta Computer, Near University Gate, Jaisingpura, Aurangabad. (M.S.)

Published by :

Ajanta Prakashan, Near University Gate, Jaisingpura, Aurangabad. (M.S.)

Cell No. : 9579260877, 9822620877, Ph.No. : (0240) 2400877, 6969427.

E-mail : ajanta1977@gmail.com, www.ajantaprakashan.com

ROYAL - ISSN - 2278-8158 - IMPACT FACTOR - 4.42 (www.sjifactor.com)



Editor : Vinay Shankarrao Hatole

Prof. P. T. Srinivasan
Professor and Head Dept. of
Management Studies,
University of Madras, Chennai

Dr. Rana Pratap Singh
Professor & Dean, School for Enviromental
Sciences, Dr. Babasaheb Bhimrao
Ambedkar University Raebareilly Road, Lucknow

Dr. P. A. Koli
Professor and Head (Retdf.),
Dept. of Economics,
Shivaji University, Kolhapur

Dr. Kishore Kumar C. K.
Coordinator Dept. of P. G. Studies and
Research in Physical Education and
Deputy Director of Physical Education,
Mangalore University, Mangalore

Dr. Sadique Razaque
University Dept. of Psychology,
Vinoba Bhave University,
Hazaribagh, Jharkhand

Dr. S. Karunanidhi
Professor & Head, Dept. of Psychology,
University of Madras

Dr. Uttam Panchal
Vice Principal, Dept. of Commerce
and Management Science,
Deogiri College, Aurangabad

Dr. Ganesh S. Chandanshive
Asst. Prof. & Head of Dept.
in Lokkala Academy,
University of Mumbai, Mumbai

Dr. Kailas Thombre
Research Guide and Asst. Prof.
Deogiri College Aurangabad

Dr. Rushikesh B. Kamble
H.O.D. Marathi S. B. College
of Arts and Commerce, Aurangpura,
Aurangabad. (M.S.)

Dr. Shekhar Gungurwar
Hindi Dept. Vasanttrao Naik
Mahavidyalaya Vasarni, Nanded

Dr. Jagdish R. Baheti
H.O.D. S. N. J. B. College of Pharmacy,
Meminagar, A/P. Tal Chandwad,
Dist. Nashik

Dr. Manerao Dnyaneshwar Abhimanji
Asst. Prof. Marathwada College of Education,
Dr. Rafique Zakaria Campus,
Aurangabad

Memon Sohel Md Yusuf
Dept. of Commerce, Nizwa College
of Technology, Nizwa Oman

Professor Dr. Shaikh Aftab Anwar
Principal, Y & M AKI's Poona College of Arts,
Science & Commerce,
Camp, Pune, INDIA

Dr. Nitin Ghorpade
Principal, PDEA's Waghire College,
Saswad, Pune

Dr. Pravin Cholke
Associate Professor,
PDEA's Waghire College, Saswad, Pune

Dr. Mrs Neha Nitin Patil
Head and Associate Professor
Department of Microbiology
PDEA's Waghire College, Saswad, Pune

❧ CONTENTS OF PART – I ❧

Sr. No.	Name & Author Name	Page No.
1	Impact of Climate Change on Agriculture Prin. Dr. Nitin Ghorpade Prof. (Dr.) Aftab Anwar Shaikh Mr. Mandar Umakant Brahme	1-7
2	Impact of Climate Change on Sports Dr. Basavaraj M. Wali	8-15
3	Technology with Overview of Advanced Payment System Sanjay Prabhakar Deshpande	16-28
4	Mangroves Plantation for Conservation and Sustainance of Environment Dr. Khan Zeenat Muzaffar	29-33
5	Indian Economy in Climate Change Dr. Mohit B. Kamble	34-36
6	Regulating Pollution - A Political Economy Model Dr. Akbar H. Saoudager	37-40
7	Influence of Environmental Factors on population Builds up of Polyphagotarsonemus Latus (Banks) Infesting Chilli Monika Jangra Rachna Gulati Sonika V. K. Batra	41-47
8	Investigation of Aeromycoflora of Vegetable and Fruit Market by Petri Plate Expose Method Shafa Khan Sumia Fatema	48-52
9	A Study on the Effect of Temperature and Relative Humidity on the Population and Breeding Biology of Ranoiella Indica Hirst (Acari: Tenuipalpidae) Prabheena P. Ramanin	53-67
10	Avifauna at Loutulim Wetland in Zuari Estuary of Goa, India Carmina Priscilla Alves Minal Desai	68-73

CONTENTS OF PART - I

Sr. No.	Name & Author Name	Page No.
11	Socio Cultural Religious of Sacred Groves and Conservation of Medicinal Values in Alwar District of Rajasthan Jatav Dinesh Chand	74-82
12	Anticancer Activity of Red Pigment from Bacteria on Human Cervix Cancer Cells Afshaan Naaz Shaikh Khaleed Rahul M. Khobragade	83-88
13	The Industrial Waste and Solutions B. Basu	89-97
14	Occurrence and Distribution of Some Pteridophytes from the Northern Western Ghats of Maharashtra (India) S. D. Shaikh	98-104
15	Environmental Concerns in India: Problems and Solutions Dr. Kishor Shankar Nikam Mr. Aniket Bhagwanrao Patil	105-113
16	Climate Change and its Impact on Agriculture: A Study Shaikh Ruhina Shaheen	114-118
17	In Vitro Evaluation of Botanicals Against <i>Pythium Myriotylum</i> Shaikh Ruhina Shaheen	119-124
18	Pollution Dr. Mrs. S. A. Bajpai	125-129
19	An Ethno-Botanical Study of Ralte Communities in the North Eastern Part of Mizoram, North East India Zorinpuii Kiangte H. Lalramnghinglova	130-133
20	Ethno-Medicinal Plants used for the Kidney Diseases and Lung Problems in West Garo Hills District, Meghalaya (Northeast India) Naldarine M. Marak Lalnundanga	134-146
21	Gender Inequality Index : Calculating Analysis Gawali Sachin Baburao	147-153

CONTENTS OF PART - I

Sr. No.	Name & Author Name	Page No.
22	Human Development Index : Calculating Analysis Wavhle Nitin Dhondiba	154-157
23	Millennium Development Goals and Status of Muslims : An Analytical Study with Indian Perspective Pathan Magbulkhan Ismailkhan	158-169
24	Textile Azo Dye Blue RGB Decolorization by Bacteria-An Eco-Friendly and Cost Effective Approach Amarja H. Bhosale Rahul M. Khobragade	170-178
25	Comparative Study of Household Waste Management in India and England Dr. Hemalata Karkar Shilpa Burele	179-183
26	Role of Government through Subsidies and Schemes for the Welfare of Fishing Community in Goa Ms. Sanchiliana Faria Dr. Manoj S. Kamat	184-199
27	Aerobiological Survey of the Garbage Depot at Moshi, Pune Pravin Cholke Ashok Jirapure Arundhati Sinha	200-207
28	Isolation of Fungal Spore from Infected Vegetable and Fruits Sonawane V. K. Shafa Khan	208-212

28

Isolation of Fungal Spore from Infected Vegetable and Fruits

Sonawane V. K.

Department of Geography College of Art , Science And Management Science, Beed, Maharashtra.

Shafa Khan

Department of Botany Milliya College of Art , Science And Management Science, Beed, Maharashtra.

Abstract

Survey and collection of the marketed Vegetable and fruit with rot symptoms were conducted in the Vegetable and fruit market of Beed in 2016 from January 2016 to December 2016 for the isolation of fungi. Vegetable and fruit showing rot symptoms that are displayed for sale in different market places in city were collected and examined. The loss of vegetable and fruit after harvest is a major problem of vegetable and fruit growing countries of the world. There are reports of losses of millions of rupees annually due to post-harvest diseases caused by different types of mycoflora during transportation and storage periods. In order to make plan for the disease control, it is very essential to have knowledge of pathogenic organism associated with fruits during storage periods. The aim of study of vegetable and fruit diseases of market is to develop perfect disease management strategies that are economically significant. The diseases causes change in colour, shape and biochemical alteration of the fruit due to interaction of the pathogen and the fruit becomes unfit for consumption. The vegetable and Fruits selected for study were, Onion ,Potato, tomato,Mango, apple, Banana and strawberry. The mycoflora from the isolate by food poisoning technique on P.D.A. (Potato Dextrose Agar) medium. The pathogenicity was tested according to Koch's postulates. There was variation in the mycoflora according to the type of vegetable and fruit. The common fungi were Colletotrichum capsici , Fusarium semitectum, Alternaria alternata, Aspergillus flavus, Aspergillus niger, Cladosporium oxysporum, Diplodiana, Penicillium, Gleosporium and Verticillium

Key words : Vegetable and fruits, fungal spore, post-harvest diseases, survey.

Introduction

Man's dependence on plant for the essential of his existence has been of paramount importance in his life since human race began. The production and distribution of plant products have found influence on the economic and social life of the nation. The food value of vegetable and fruit is comparatively low owing to the large amount of water present even so they rank next to cereals as a source of carbohydrate food.

Fruits are the best sources of many vitamins, minerals and dietary fibers. Fruits improve overall health of human beings. Fruits provide all types of minerals that are required to our body. The nutritionists placed

fruits and green vegetables on the to because; fruits contain all types of essential ingredients which are required for healthy living being. Fruits contain 50-90% moisture.

Almost all plants are attacked and destroyed by fungi and these fungi produce toxins which are harmful to human being. In severe condition these toxins produces kidney failure, liver damage complete unconsciousness and even death and some fungi produces carcinogenic toxins called aflatoxin. So it is very necessary to study the different post harvest diseases of vegetable and fruit and to control these diseases.

Different types of fungal forms are found to be associated and responsible for postharvest diseases of fungi. A citrus fruit and sweet orange infected by *Penicillium italicum* (shafa khan, 2005). The fungus *Aspergillus niger* was found to be associated with rot of orange; Sumia, et. al, (2006) reported white rot of papaya by caused by *Sclerotium rolfsii*. Major loss of harvested fruits is caused due to fungi. The diseases caused before harvest of fruits also responsible for degradation of quality and cost of fruits in market. Post – harvest loss of fruits may be due to susceptibility of fruits to the fungal growth.


Material and Method

The fruits were selected collected from different fruit markets of India. The selected fruits for investigation for study were Sweet orange (*Citrus sinensis* Linn.), Mango (*Mangifera indica* Linn.), Banana, and Apple (*Malus domestica* Borkh). A separate polyethylene bag was used for each type of infected fruit in all cases. The pathogenic fungus responsible for storage rots of fruit was isolated on PDA (Potato Dextrose Agar) medium. Initially the fruit were surface sterilized with the solution of 0.1% HgCl₂. To remove the traces of HgCl₂ the fruits were washed with distilled water for 3-4 times. Then a small piece of infected region of fruit was removed with the help of sterile needle and the piece was inoculated on PDA (Potato Dextrose Agar) medium amended petriplate in sterile condition. The petriplate were incubated at room temperature 27^oc (Shafa khan 2015), The fungus growing from the infected piece was removed and re inoculated on PDA medium for several times to get pure culture. The pathogenicity of the each type of fungus was studied according to Koch's postulates. A 4mm disc of growing fungal colony was removed by sterile borer in sterile condition and inoculated on healthy fruit at the region of superficial puncture made artificially with sterile needle. A set of 3 fruits were used to confirm pathogenicity. The fungi were identified on the basis of morphological, reproductive spore's features, type of colony growth, and color of colony and shape of spores on the basis of standard literature.

Some common Market and Storage fungal diseases reported during the Study periods

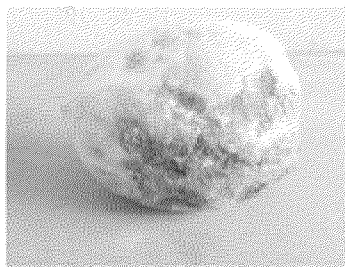
Sr.No	Name of the Disease	Causal organism
1	Alternaria rot of Apple	<i>Alternaria</i>
2	Aspergillus rot of Apple	<i>Aspergillus</i>
3	Alternaria rot of Banana	<i>Alternaria</i>
4	Soft rot of Tomato	<i>Rhizopus</i>
5	Soft rot of Potato	<i>Rhizopus</i>
6	Anthraxnose of Banana	<i>Gleosporium musarum</i>
7	Black tip of Banana	<i>Drechslera torulosum</i>
8	Botrydiplodia fruit rot of Banana	<i>Botrydiplodia theobromae</i>
9	Cigar end damage of Banana	<i>Verticillium theobromae</i>
10	Pink mould rot of Banana	<i>Trichothecium roseum</i>
11	Fusarium rot of Banana	<i>Fusarium moniliforme</i>
12	Blue mould of citrus	<i>Penicillium italicum</i>
13	Green mould of citrus	<i>Penicillium digitatum</i>
14	Soft rot of citrus	<i>Diplodiana talensis</i>
15	Black Spots of Citrus	<i>Aspergillus citri</i>
16	Rot of Citrus	<i>Aspergillus niger</i>
17	Fruit rot of Tomato	<i>Alternaria solani</i>
18	Anthraxnose of Mango	<i>Colletotrichum gloesporiodes</i>
19	Brown rot of Apple	<i>Sclerotinia fructigena</i>
20	Apple Scab	<i>Venturia inaequalis</i>
21	Rhizopus rot of Apple	<i>Rhizopus</i>
22	Pear Rot	<i>Aspergillus japonicas</i>
23	Pear Rot	<i>Diplodia mukla</i>

Plate No. 09



Anthracnose of Banana

Plate No.10



Phytophthora rot of Papaya

Plate No. 11




Black rot of Potato



Aspergillus rot of Pomegranate




Fusarium rot of Guava




Late Blight of Potato

Plate No.12



Infected Apple

Plate No.13




Aspergillus rot of Pear


Plate No. 14



Aspergillus rot of Lemon



Fusarium rot of Tomato



Pestalotiopsis rot of Amla

Results

There were about 75 fungal isolates were isolated from 10 types of Vegetable and fruits. The genera of fungi like *Aspergillus*, *Alternaria*, *Fusarium*, *Rhizopus*, was common to all five types of fruits. To find out correct control measure strategies it very essential to know the type of post-harvest fungi associated with fruits. Careful handling of fruits can avoid post-harvest losses at maximum extent. Shazia Iram Hamd Meer and Ifikhar Ahmad (2013) studied major Post-Harvest Diseases of Mango and their Management International Journal of Agronomy and Plant Production. During the period of investigation different diseased fruits and vegetables are collected from the market areas during all seasons throughout the study periods and they are brought to the laboratory in polythene bags and in laboratory the pathogen which are associated with that infected vegetables and fruits are isolated and identified with standard literatures and observed the pathogen

which is responsible for causing post harvest diseases and these pathogens are inoculated and transfer to sterilised vegetable and fruits for confirmation of pathogen as per Koch's Postulates. Different 23 three post harvested diseases were observed during the period of study. Majority of the disease were caused by the pathogens which were trapped during study periods such as *Alternaria*, *Aspergillus Rhizopus*, *Fussarium* *Penicillium* which causes rot diseases in economically important crops while the other fungal like *Dreckslera* and *diplodia* spores causes lees loss to the fruits and vegetables. The high concentration of fungal spores which were responsible for causing post harvest diseases in market were recorded during the period July to January and the lowest in February to June. During July to January the disease incidence was more in market as compared to February to June. .

References

- 1) **Sumia Fatima, Avinash Ade and Zafar Javed, (2006).** Post-Harvest Roots of Fruits, Discovery Publication, New Delhi.
- 2) **Shafa khan Sumia Fatema (2015)** Aerobiological Investigation of Vegetable and Fruit market and Related Allergic Diseases of Beed, Maharashtra Jour. adv in appl sci and Tech.
- 3) **Ahire Y.R. and Sangale M.K. (2010)** Survey of Aeromycoflora present in Vegetable market. Elixir. Appl. Botany 52. 11381-11383
- 4) **Devi N. Deka, G Sharma G.C. (2007).** **Fungal spora in the industrial units of Guvwahati refinery (IOCL) Noonmati. Abst. 14th Nat. Con. Aero ISSN 2348-313X (Print) International Journal of Life Sciences Research ISSN 2348-3148 (Online) Vol 3, Issue 1, pp : (36-42)**
- 5) **Kochar. S. Dahiya, P and Choudhari, D. (2011) Fungal spectra of Rohtak city – A two year survey Ind J. Aero., 24(2) : 82-90**
- 6) **Mukundraj Patil and S.G. Pillai (2013)**” Aero mycological study inside the Bakery” Nati.conf.on Plant Sci. for Rural development P. 235-237.
- 7) **Nagpurne V.S., Allapure R.B. and Chate D.B. (2013)** “Studies on isolation of seed borne fungi from Ground nut seed”. Nati.conf.on Plant Sci. for Rural development P. 197-198
- 8) **Nilam Tupe & Suchitra Rajurkar (2016)** Study of fungal Air spora over the pigeon pea at Maliwada district Aurangabad. Nati.Conf. P-40-46.
- 9) **Swati Gaikwad & Suchitra Rajurkar (2016)** Diversity of fungal spores over ground nut field at Aurangabad district. Nati. Conf. Aurangabad P- 145-147.
- 10) **Tilak S T (2010)** Aerobiology to Astrology Scientific Monograph No. 1